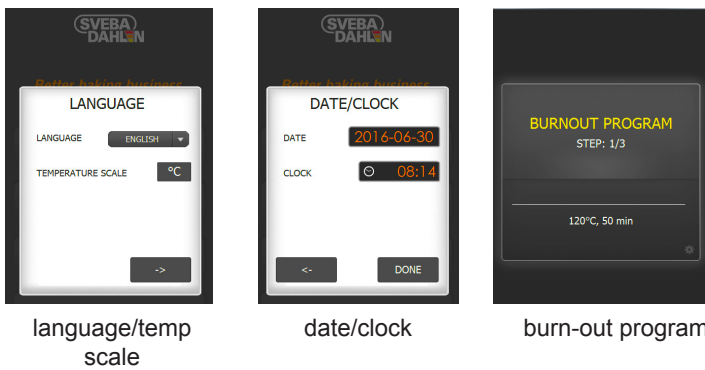


Setting the SD Touch Panel

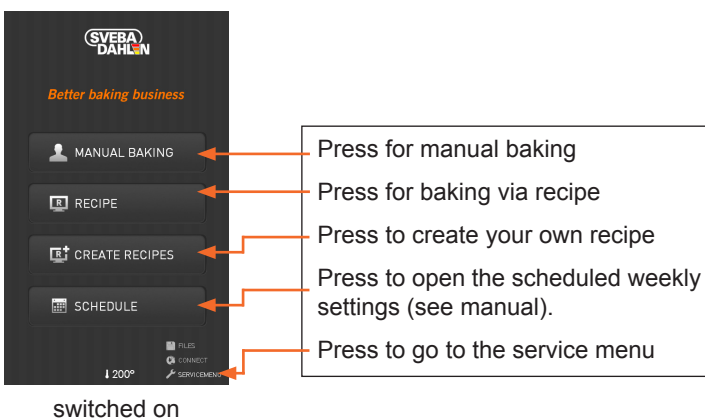
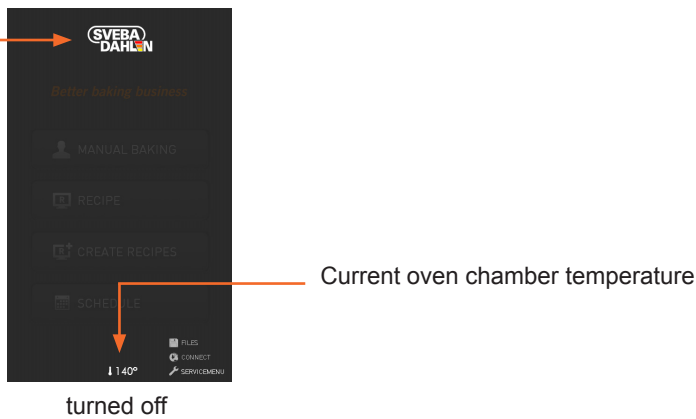
When the oven is started for the first time, a quick configuration of the panel is displayed in which you select language, temperature scale, date and clock settings and that a burn-out program will be activated. This will only be displayed once, if the choices are not made at this stage the choices must be made via the **SERVICE MENU** (see manual).

The burn-out program will start as soon as the image is displayed on the panel. The burn-out program will run for about 3 hours to remove moisture etc. from plates and hearths in a gentle way. During this time the oven will smoke and we recommend you do not bake any products until it has stopped smoking (for activation see manual).



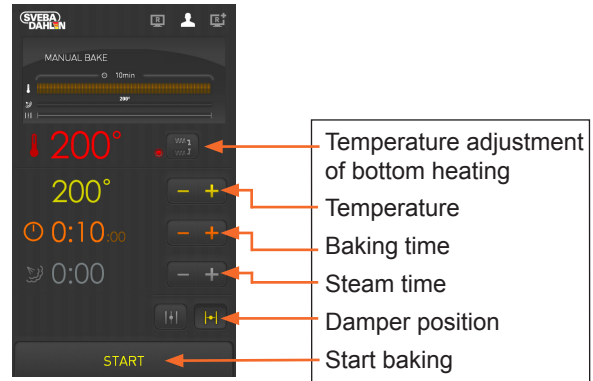
Starting the oven

To start/stop the oven chamber, you press the S-D logo at the top of the panel. The oven then immediately starts to heat up to the temperature that was set last.



Manual baking

To access manual baking, press **MANUAL BAKING** on the start page. The temperature, baking time, steam time and damper position are selected here by pressing -/+ next to each symbol.




Temperature adjustment of bottom heating

If the bottom heat is to differ from the oven heat, this is regulated using this button . The temperature range is from -40°C to +80°C in relation to the oven heat. The change is made using the +/- keys that appear when temperature adjustment is pressed.

Damper position

The motorised damper is operated from the panel via the 2 buttons on the panel.




The yellow mark shows the damper's position.

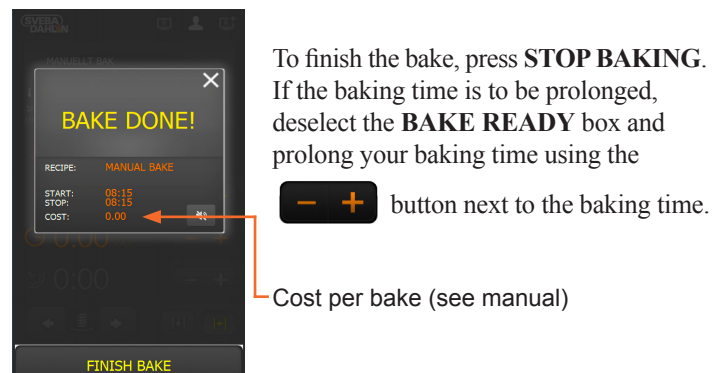
Steam generator

If the steam symbol is red, the steam generator has not reached its working temperature and it will not be possible to start the baking program if the recipe needs steam; it takes approx. 30 minutes to heat up the steam generator from cold.

To start/stop the steam generator, press the steam symbol for 2 seconds.



To start the baking program, press **START** on the panel, steam, where applicable, is added directly on start. When the baking time has counted down to zero minutes, the oven will inform you with an acoustic signal. Times and temperature can be changed while baking using the -/+ button.



To finish the bake, press **STOP BAKING**. If the baking time is to be prolonged, deselect the **BAKE READY** box and prolong your baking time using the



button next to the baking time. Cost per bake (see manual)